


OPTIONS

A



15 Cu. Ft. Fridge

B



60" Power Theater Sofa

C



68" Power Theater Sofa

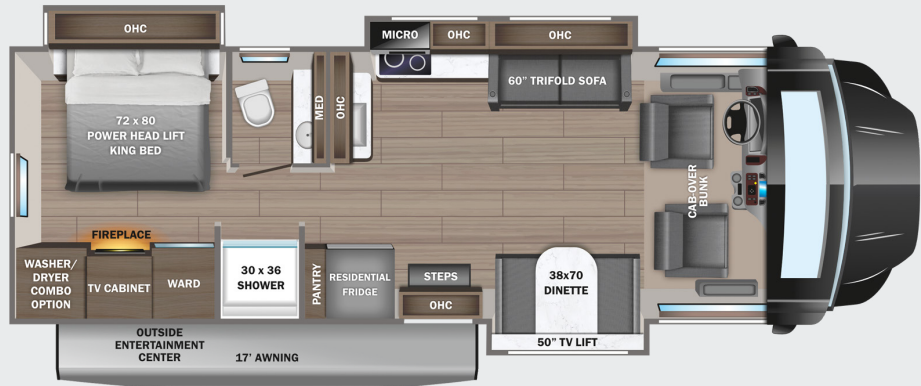
32U

OPTIONS: A, C




35L

OPTIONS: A, B



EXTERIOR SELECTIONS




Backwoods Adventure Full-Body Paint



Desert Storm Full-Body Paint



Mountain Meadow Full-Body Paint



Sandatorm Full-Body Paint



Scorched Full-Body Paint



Summer Storm Full-Body Paint

STANDARDS & OPTIONS

CUSTOMER VALUE PACKAGE

JRIDE® PREMIUM: Computer-balanced driveshaft, front and rear heavy-duty stabilizer bars, Hellwig® helper springs, Koni® shocks

One-piece, seamless, fiberglass front cap with auxiliary flood lights

One-piece, seamless, fiberglass rear cap with auxiliary flood lights

Automotive-bonded, panoramic window in front cap with power shade

15,000 BTU A/C unit with heat pump and second 13,500 BTU A/C unit

Electric legless patio awning with LED lights

2,000W pure sine wave inverter

200W solar panel with dual controller

Two-burner induction cooktop

Backup and side-view cameras

18 cu.ft. residential refrigerator

Convection microwave oven

DRIVING

Ford® F550 4X4 chassis (32U)

Ford® F600 4X4 chassis (35L)

GVWR - 19,500 lb. (32U), 22,000 lb. (35L)

GCWR - 31,500 lb. (32U), 34,000 lb. (35L)

6.7L Power Stroke V8 Turbo diesel engine with block heater - 330 HP at 2,400 RPM and 825 ft. lb. torque at 2,000 RPM

10 speed automatic transmission

332 amp alternator (dual)

Ford® AdvanceTrac® with RSC® (roll stability control) and trailer sway control

Audible lane departure warning and pre-collision assist with automatic emergency braking system

Integrated trailer brake controller

Ford® SYNC® 3 infotainment center with navigation

All-terrain tires - 245/70R19.5

HiSpec matte black aluminum rims

2 in. BDS radius arm suspension lift

12,000 lb. rear hitch receiver

7-pin plug

Single chassis battery (750 CCA 78 AH)

Dual fuel tanks (26.5 gal. and 40 gal.)

8-way power driver seat

Power windows and door locks

Tilt steering wheel

A/C and cruise control

Auxiliary start switch

EXTERIOR

StrongholdVBL™ roof, floor and sidewalls

Bead-foam insulation (R-24 max roof, R-9 max floor and R-8 max walls)

One-piece, seamless, crowned fiberglass roof

Premium Sikkens full-body paint

Automatic hydraulic leveling jacks

Electric-powered entrance step

Slideout cover awnings

Exterior entertainment center with outside speakers, LED HD Smart TV and Bluetooth® receiver

Winegard® In-motion satellite dish

Full pass-through storage compartments with lockable slam latch doors

24.5 gal. propane tank (83 lb.)

LP quick-connect hookup

Exterior utility center

Winterization drain system

Black tank flush

Outside shower

12V demand water pump

Onan® 6,000W Quiet Diesel generator and auto-gen start

Transfer switch with reverse polarity protection

Flush-mount LED marker lights

Third brake light

INTERIOR

8-way power driver seat

Power windows and door locks

Tilt steering wheel

A/C and cruise control

Auxiliary start switch

Custom-molded ABS surround in cab-over area

Overhead bunk with 750 lb. capacity

JAYCOMMAND® powered by Firefly

84 in. interior ceiling height with padded vinyl ceiling

High-intensity, recessed LED ceiling lights

Deluxe hidden cabinet hinges

Ball-bearing drawer guides

Jayco-exclusive, easy-operation legless dinette table

2-point lap safety belts in all designated seating locations

50 amp service

(2) 6V AGM house batteries

30,000 BTU auto-ignition furnace

Furrion® electric fireplace (35L)

LED HD Smart TV in living area

LED HD Smart TV in bedroom

Cable TV hookup with RG-6 coax

Winegard® 2.0 Wi-Fi/4G antenna

10 gal. gas/electric water heater

LED-lit, solid-surface kitchen countertops with recessed stainless steel sink and sink covers

Pull-out countertop extension (select models)

Water filtration system

Decorative shower surround with glass door, skylight and light

Macerating porcelain toilet

Powered roof vent in bathroom with wall switch

Walk-around, king-size bed with bedspread and nightstands

Under-bed storage (select models)

Large wardrobes

Smoke alarm

Carbon monoxide detector

OPTIONS

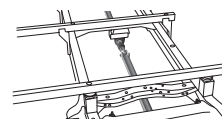
Power theater seating

15 cu. ft. 12V refrigerator

Stackable washer/dryer (35L)

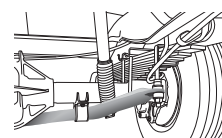
Canadian Shaw® TRAV'LER® satellite dish

Winegard® TRAV'LER® satellite dish - DIRECTV®



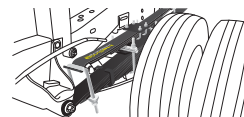
COMPUTER-BALANCED DRIVESHAFT

Ensures smooth and efficient power transfer to the wheels



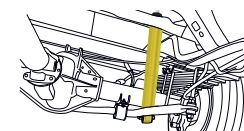
FRONT & REAR HEAVY-DUTY STABILIZER BARS

A larger bar and polyurethane bushings, instead of rubber, transfer power faster for extra support, more stability and easier handling



HELLWIG® HELPER SPRINGS

Work with the chassis' existing springs to give the RV more support, improving stability under heavy loads



KONI® SHOCK ABSORBERS

Controls bounce and sway when driving over expansion joints and rough roads

FLOORPLAN	GVWR (lbs.)	GCWR (lbs.)	WHEEL BASE	OVERALL LENGTH	EXTERIOR HEIGHT WITH SATELLITE AND A/C	EXTERIOR WIDTH	INTERIOR HEIGHT	FRESH WATER CAPACITY (gal.)	GRAY WASTE WATER CAPACITY (gal.)	BLACK WASTE WATER CAPACITY (gal.)
32U	19,500	31,500	227"	34' 3"	12'	101"	84"	60	38	30
35L	22,000	34,000	258"	37' 4"	12'	101"	84"	60	30	30

Meet your Jayco Dealer



Scan QR code for specification definitions

Some specs at the time of print may include estimates. For the most updated information, please visit Jayco.com/seneca-xt

Jayco, Inc. | P.O. Box 460 | Middlebury, IN 46540

See dealer for further information and prices. All information in this brochure and on www.jayco.com is the latest available at the time of publication approval. Jayco reserves the right to make changes and to discontinue models without notice or obligation. Photography may show optional equipment or props used for decoration purposes only. RVs built for sale in Canada may differ to conform to Canadian codes. JAYCO and the JAYCO BIRD IN FLIGHT are registered trademarks of Jayco, Inc. Printed in USA 4/23 ©2023 Jayco, Inc. 2032607.2023



Jayco - Part of Jayco Family of Companies